

California

Profile of Community Clinics and Health Centers

The Clinics

Not-for-profit community clinics and health centers (CCHCs) share a common mission to serve everybody who walks through their doors, regardless of their ability to pay. CCHCs are an essential segment of the safety net. In many California counties, they are responsible for providing a significant proportion of comprehensive primary care services to those who are publicly subsidized or uninsured.

The Patients

Demographics

Patients	3,761,188
Female	2,466,862
Male	1,294,326
19 Years & Under	1,328,008
Encounters	11,591,042

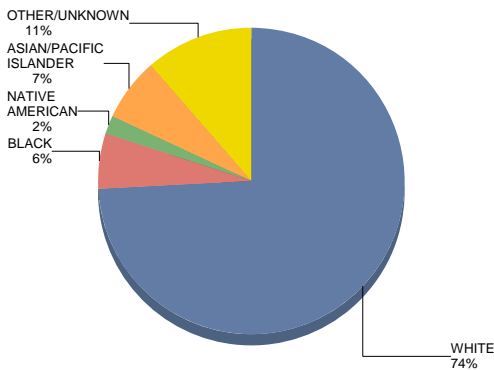
Poverty Levels

Under 100%	2,386,341
100-200%	736,137
Above 200%	195,991
Unknown	442,719

Age

Less than 1 Year	119,395
1 - 4 Years	284,711
5 - 12 Years	408,685
13 - 14 Years	108,037
15 - 19 Years	407,180
20 - 34 Years	1,167,685
35 - 44 Years	476,618
45 - 64 Years	607,065
More than 65 Years	181,812

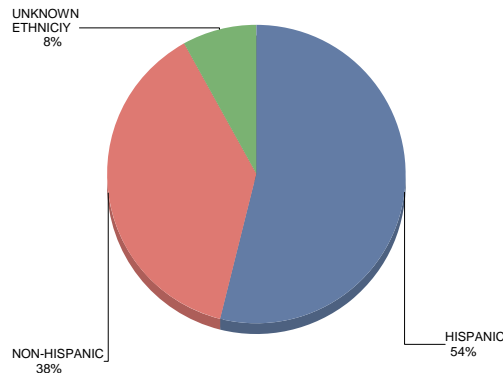
RACE



Race

White	2,788,210
Black	223,182
Native American	68,402
Asian/ Pacific Islander	256,829
Other/ Unknown	424,565

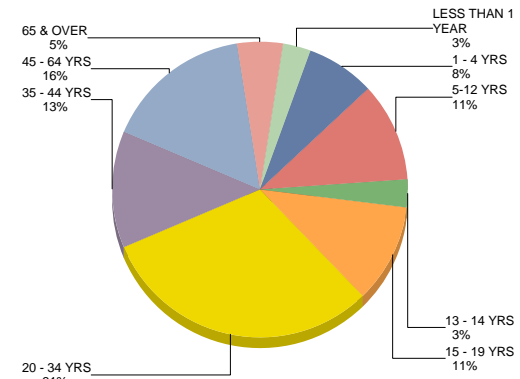
ETHNICITY



Ethnicity

Hispanic	2,027,289
Non-Hispanic	1,435,490
Unknown	298,409

AGE



Language

Primary Language Not English 50 %

Migratory Workers

Patients	476,377
Encounters	1,519,079

CALIFORNIA PRIMARY CARE ASSOCIATION

1215 K Street, Suite 700 • Sacramento, CA 95814

Office: (916) 440-8170 • Fax: (916) 440-8172 • www.cpcpa.org

California

Profile of Community Clinics and Health Centers

The Services

<i>Services</i>	<i>Providers</i>	<i>Encounters</i>	<i>Top Community Services</i>
Medical*	2,474	9,368,936	Outreach
Dental**	427	1,228,678	Education
Mental Health***	223	287,041	Nutrition
Other****	533	706,387	Social Services
Total	3,657	11,591,042	

*Physicians, physicians' assistants, family nurse practitioners, certified nurse midwives, visiting nurses.

** Dentists and registered dental hygienists.

*** Psychiatrists; clinical psychologists; licensed clinical social workers; and marriage, family, and child counselors.

**** Other providers billable to Medi-Cal, Other certified CPSP providers not listed above.

Revenue and Utilization by Payment Source

<i>Program</i>	<i>Patients^^</i>	<i>Encounters</i>	<i>Revenue</i>	
Medicare	180,904	833,783	Gross Revenue	\$1,670,982,195
Medi-Cal	1,274,353	4,236,423	Write-Offs	\$504,094,598
All County^^^	266,038	960,537	Net Revenue	\$1,166,887,597
Healthy Families	91,238	254,349		
Private Insurance	255,779	712,426		
Uninsured Services ^^^^	1,021,300	1,667,883		
BCCCP^^	102,884	152,114		
CHDP^^	147,726	225,173		
EAPC^^	319,762	724,421		
Family PACT^^	824,356	1,543,978		
Other	671,576	279,955		

^^ Patient counts for Episodic programs (BCCP, CHDP, EAPC, Family PACT) may be duplicated.

BCCCP = Breast and Cervical Cancer Control Program; CHDP = Child Health and Disability Prevention Program;

EAPC = Expanded Access to Primary Care program; Family PACT = Family Planning Access Care and Treatment program.

^^^ County Indigent/CMSP/MISP, San Diego County Medical Plan, LA County Public/Private Partnership, Alameda Alliance for Health, and Other County Programs.

^^^ Free and Self-Pay/ Sliding Fee Programs.

Contracts/ Grants/ Charity

Federal	\$240,388,342
State	\$65,503,919
County/Local	\$103,560,010

Clinic Types

Total Number of CCHCs	754
Federally Qualified Health Center sites	408
Federally Qualified Health Center Look-Alike sites	58
Rural Health Center sites	34

Because of their philosophy and by necessity, CCHCs have been vigilant about controlling the cost of care, and the untoward effects of deferred or neglected care, by promoting a broad range of preventive health services specifically targeted to the particular needs of their communities and patient populations. The Federal Office of Management and Budget has found the Health Center Program to be one of the ten most effective federal programs and the most effective program under the federal Health and Human Services Agency. Despite enormous challenges, CCHCs have persisted in their mission to serve their local communities.

All information compiled by Jeantia Harris, Data Analyst, CPCA. Numbers are based on 2006 OSHPD data.

CALIFORNIA PRIMARY CARE ASSOCIATION

1215 K Street, Suite 700 • Sacramento, CA 95814

Office: (916) 440-8170 • Fax: (916) 440-8172 • www.cPCA.org